



अमृत महा आवास अभियान २०२२-२३

दैनिक प्रगती अहवाल : १०.०५.२०२३

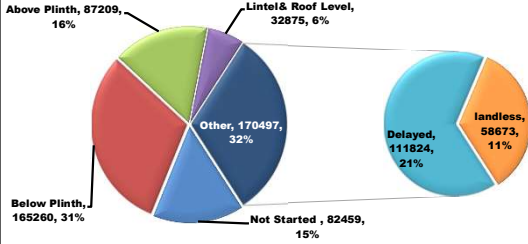
प्रधानमंत्री आवास योजना ग्रामीण – मंजूरी, पूर्ण घरकुले, हप्ते वितरण, भूमिहीन, आर्थिकदृष्ट्या अपुर्ण
राज्य पुरस्कृत ग्रामीण आवास योजना – मंजूरी, पूर्ण घरकुले, हप्ते वितरण, आर्थिकदृष्ट्या अपुर्ण

योजना	एकूण मंजूरी	दैनिक मंजूरी	एकूण पूर्ण	दैनिक पूर्ण घरकुले	दैनिक पहिला हप्ता वितरित	दैनिक दुसरा हप्ता वितरित	दैनिक तिसरा हप्ता वितरित
प्रधानमंत्री आवास योजना ग्रामीण	१४०९८३०	०	१०४२४५८	६१०	२५७	६६२	७४९
राज्य योजना	५६१११४	५९१	४०५०२६	२०८	८८३	५७३	४३४
एकूण	१९७१७४४	५९१	१४४७४८४	८१८	११४०	१२३५	११८३

PMAY-G Completion Progress Bar

73.9%

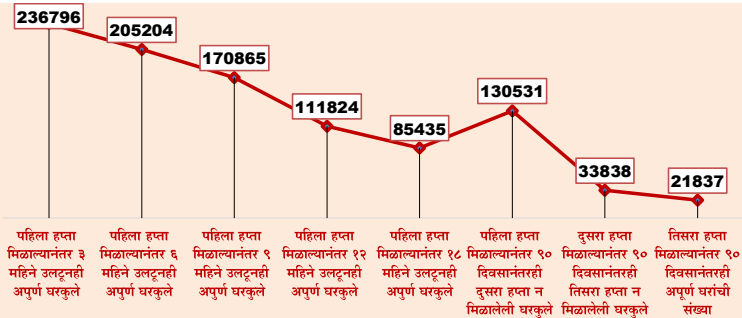
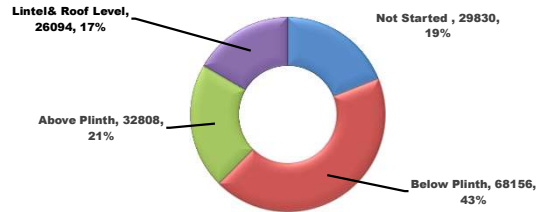
PMAY-G: Incomplete Houses bifurcation



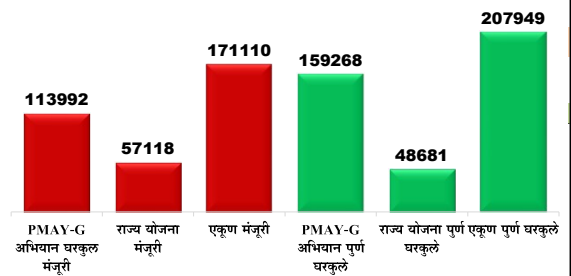
State Schemes Progress Bar

72.1%

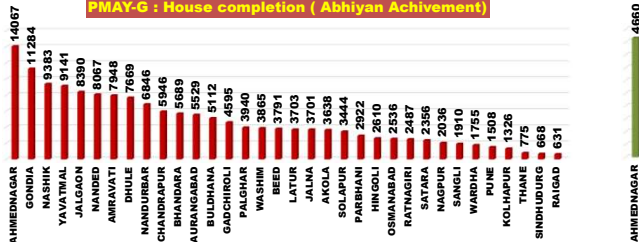
State Schemes: Incomplete Houses bifurcation



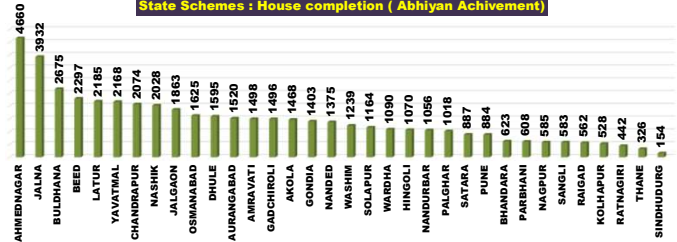
Abhiyan Achievement Day 171



PMAY-G : House completion (Abhiyan Achievement)



State Schemes : House completion (Abhiyan Achievement)



राज्य व्यवस्थापन कक्ष- ग्रामीण गृहनिर्माण

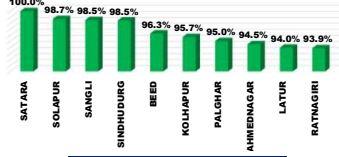
४ था मजला, दक्षिण कक्ष, सिडको भवन, सीबीडी बेलापूर, नवी मुंबई - ४०० ६१४.

Top and Bottom Ten Districts

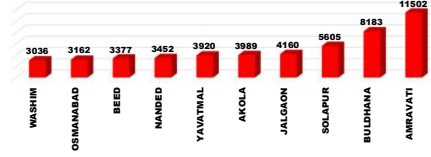
PMAY-G Delayed Houses TOP 10 Dist.



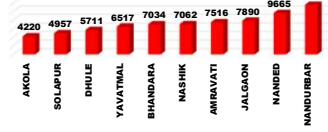
State Schemes Sanction TOP 10 Dist.



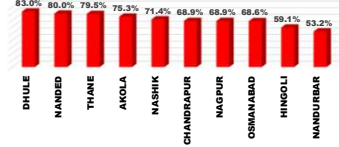
PMAY-G Remaining 1st Installments Bottom 10 Dist.




PMAY-G Delayed Houses Bottom 10 Dist.



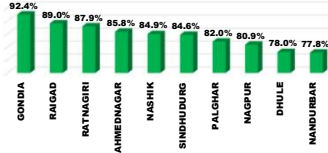
State Schemes Sanction Bottom 10 Dist.



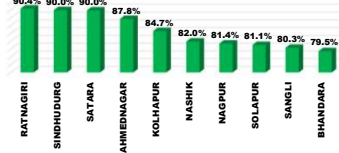
PMAY-G Remaining 2nd Installments Bottom 10 Dist.



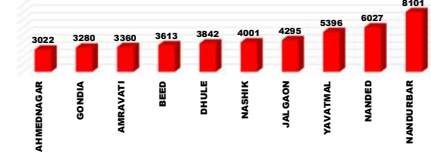
PMAY-G Completion TOP 10 Dist.



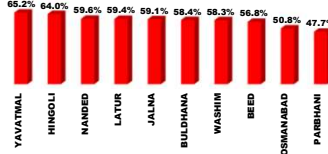
State Schemes Completion TOP 10 Dist.



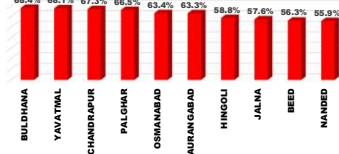
PMAY-G Remaining 3rd Installments Bottom 10 Dist.



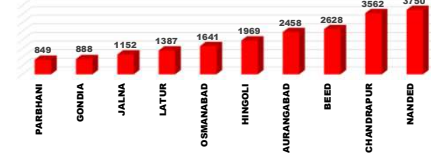
PMAY-G Completion Bottom 10 Dist.



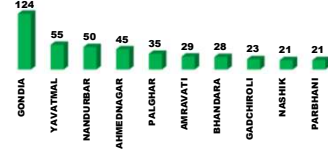
State Schemes Completion Bottom 10 Dist.



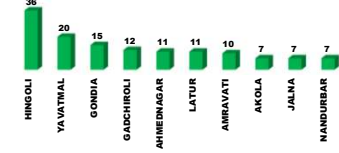
State Schemes Remaining 1st Installments Bottom 10 Dist.



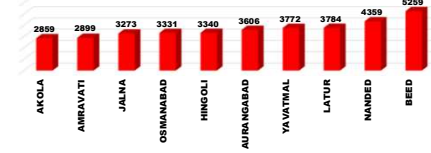
PMAY-G Daily Completion Top 10 Dist.



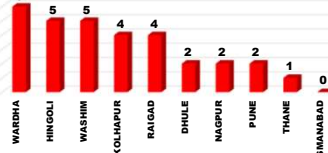
State Schemes Daily Completion Top 10 Dist.



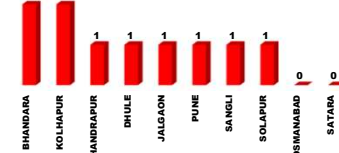
State Schemes Remaining 2nd Installments Bottom 10 Dist.



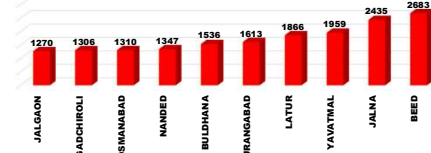
PMAY-G Daily Completion Bottom 10 Dist.



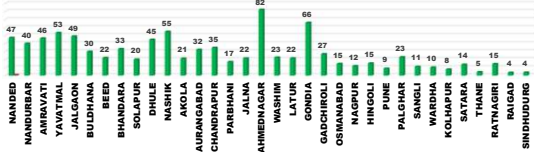
State Schemes Daily Completion Bottom 10 Dist.



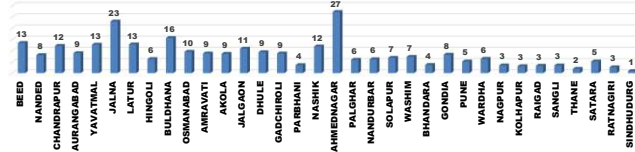
State Schemes Remaining 3rd Installments Bottom 10 Dist.



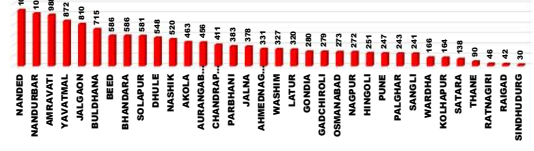
PMAY-G : Current Pace of Completion Per Day (Abhiyan)



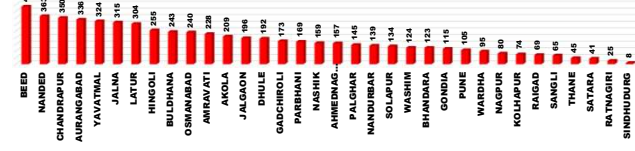
State Schemes : Current Pace of Completion Per Day (Abhiyan)



PMAY-G Required Pace of Completion Per Day



State Schemes Required Pace of Completion Per Day



प्रधानमंत्री आवास योजना ग्रामीण - मंजूरी (PWL+Awaas Plus)

Sr. No.	Division	Target (PWL+Awaas Plus)	09.05.2023	10.05.2023	Daily_Achievement	Remaining
1	NASHIK DIV.	414863	413697	413694	0	1169
2	AMRAVATI DIV.	274802	274354	274348	0	454
3	AURANGABAD DIV.	238003	237302	237302	0	701
4	NAGPUR DIV.	291929	291271	291266	0	663
5	KONKAN DIV.	69835	69626	69625	0	210
6	PUNE DIV.	124520	123622	123595	0	925
Total		1413952	1409872	1409830	0	4122

Sr. No.	District	Target (PWL+Awaas Plus)	09.05.2023	10.05.2023	Daily_Achievement	Remaining
1	AHMEDNAGAR	60791	60756	60756	0	35
2	AKOLA	48792	48778	48778	0	14
3	AURANGABAD	36740	36514	36514	0	226
4	BEED	35310	35253	35253	0	57
5	BULDHANA	44752	44713	44713	0	39
6	CHANDRAPUR	43097	42975	42975	0	122
7	DHULE	64999	64917	64917	0	82
8	GADCHIROLI	31703	31615	31615	0	88
9	GONDIA	96493	96144	96144	0	349
10	HINGOLI	18109	18083	18083	0	26
11	JALNA	24038	24023	24023	0	15
12	KOLHAPUR	17660	17652	17652	0	8
13	LATUR	20679	20493	20493	0	186
14	NAGPUR	37016	37000	37000	0	16
15	NANDED	69533	69463	69463	0	70
16	NANDURBAR	119607	118959	118959	0	648
17	NASHIK	89735	89683	89683	0	52
18	OSMANABAD	14506	14411	14411	0	95
19	PALGHAR	35376	35188	35188	0	188
20	PARBHANI	19088	19062	19062	0	26
21	RAIGAD	9830	9820	9820	0	10
22	SANGLI	21813	21641	21641	0	172
23	SINDHUDURG	5133	5133	5133	0	0
24	SOLAPUR	49159	48462	48462	0	697
25	THANE	9605	9600	9600	0	5
26	WARDHA	18633	18607	18607	0	26
27	WASHIM	20390	20363	20363	0	27
28	PUNE	20543	20529	20528	-1	15
29	RATNAGIRI	9891	9885	9884	-1	7
30	YAVATMAL	65354	65229	65228	-1	126
31	JALGAON	79731	79382	79379	-3	352
32	AMRAVATI	95514	95271	95266	-5	248
33	BHANDARA	64987	64930	64925	-5	62
34	SATARA	15345	15338	15312	-26	33
Total		1413952	1409872	1409830	0	4122

Remaining Sanction RANK

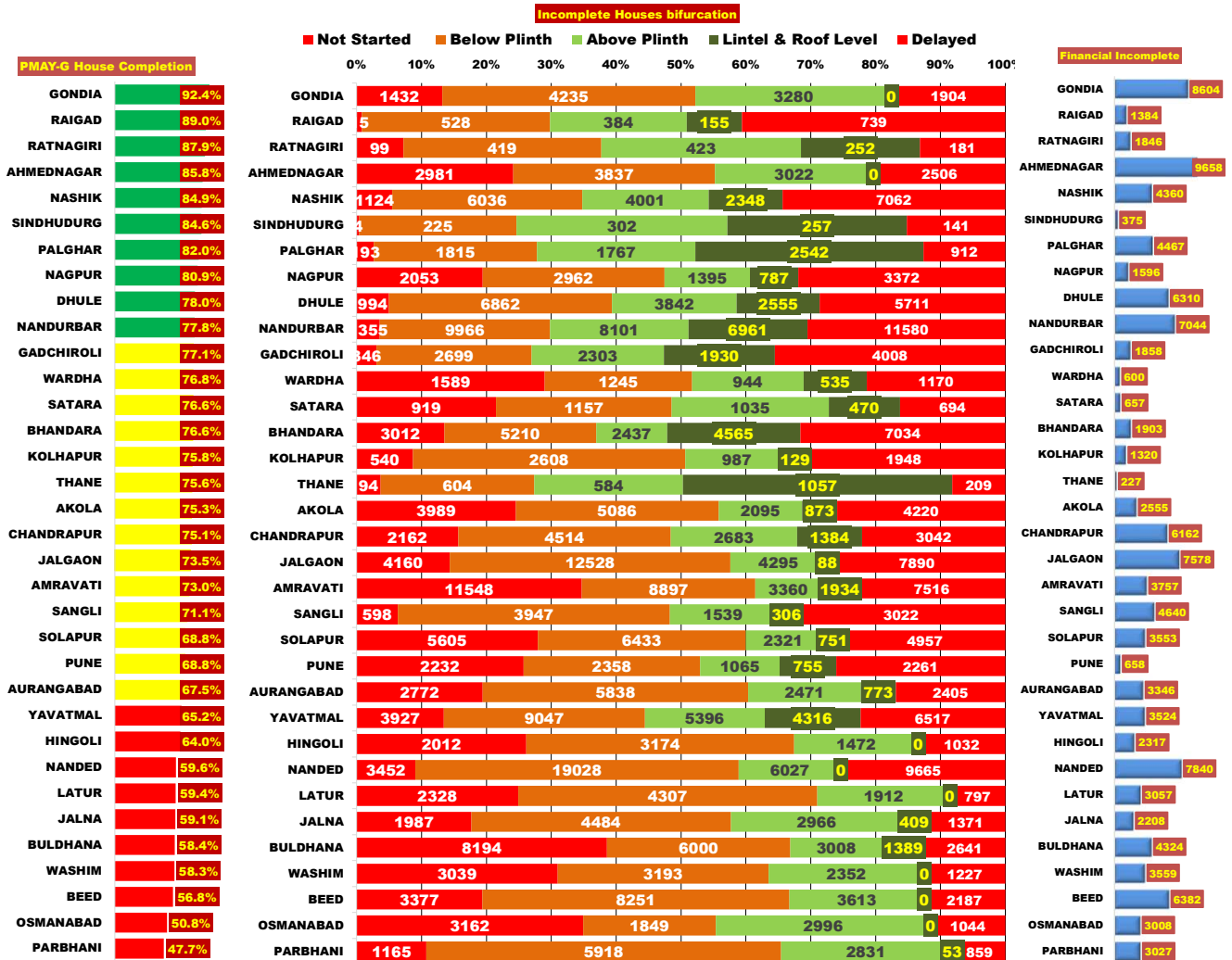
SINDHUDURG	0
THANE	5
RATNAGIRI	7
KOLHAPUR	8
RAIGAD	10
AKOLA	14
JALNA	15
PUNE	15
NAGPUR	16
HINGOLI	26
PARBHANI	26
WARDHA	26
WASHIM	27
SATARA	33
AHMEDNAGAR	35
BULDHANA	39
NASHIK	52
BEED	57
BHANDARA	62
NANDED	70
DHULE	82
GADCHIROLI	88
OSMANABAD	95
CHANDRAPUR	122
YAVATMAL	126
SANGLI	172
LATUR	186
PALGHAR	188
AURANGABAD	226
AMRAVATI	248
GONDIA	349
JALGAON	352
NANDURBAR	648
SOLAPUR	697

प्रधानमंत्री आवास योजना - ग्रामीण : भूमिहीन लाभार्थी अहवाल

Sr. No.	District	Google Sheet Report			AwaasSoft Report			
		Total Landless	Provided land	Remaining	Landless beneficiaries tagged in AwaasSoft	Landless beneficiaries provided land	Remaining Landless	Remaining Tag (provided land)
1	DHULE	18	18	0	18	18	0	0
2	GADCHIROLI	8	8	0	8	8	0	0
3	NANDURBAR	0	0	0	0	0	0	0
4	PALGHAR	11	11	0	11	11	0	0
5	RAIGAD	6	6	0	6	6	0	0
6	RATNAGIRI	23	23	0	23	23	0	0
7	SINDHUDURG	420	420	0	420	420	0	0
8	KOLHAPUR	257	257	0	257	227	30	30
9	THANE	127	74	53	127	60	67	14
10	NANDED	362	277	85	362	242	120	35
11	GONDIA	2450	2450	0	2450	2327	123	123
12	BEED	212	101	111	212	72	140	29
13	SANGLI	431	143	288	418	144	274	-1
14	PARBHANI	332	15	317	331	54	277	-39
15	SATARA	1309	598	711	1302	630	672	-32
16	NASHIK	1824	1475	349	1803	1001	802	474
17	HINGOLI	1713	787	926	1713	466	1247	321
18	CHANDRAPUR	2791	1463	1328	2748	1459	1289	4
19	JALNA	1413	165	1248	1374	85	1289	80
20	WARDHA	2819	1284	1535	2828	1298	1530	-14
21	NAGPUR	5134	3397	1737	5021	3421	1600	-24
22	JALGAON	22872	21026	1846	22932	20997	1935	29
23	PUNE	2925	992	1933	2924	885	2039	107
24	LATUR	2044	255	1789	2310	258	2052	-3
25	OSMANABAD	2470	104	2366	2470	56	2414	48
26	YAVATMAL	3437	1119	2318	3689	1253	2436	-134
27	BHANDARA	5825	3230	2595	5669	3231	2438	-1
28	WASHIM	3477	883	2594	3443	865	2578	18
29	AURANGABAD	3328	1779	1549	3290	288	3002	1491
30	AKOLA	7074	3842	3232	7365	3901	3464	-59
31	AHMEDNAGAR	7762	4828	2934	7759	4292	3467	536
32	SOLAPUR	7960	2595	5365	7248	1412	5836	1183
33	BULDHANA	15085	8586	6499	15213	7533	7680	1053
34	AMRAVATI	21721	11392	10329	21559	11389	10170	3
	Total	127640	73603	54037	127303	68332	58971	5578

प्रधानमंत्री आवास योजना ग्रामीण - पूर्ण घरकूले

Sr. No.	Division	Sanction	09.05.2023	10.05.2023	Daily_Achievement	Remaining	Avg. Completed Per Day From 20.11.22 to Today	To be Completed in Per Day till 05.06.23
1	NAGPUR DIV.	291266	239234	239433	199	51833	183	1994
2	NASHIK DIV.	413694	329737	329869	132	83825	271	3224
3	AMRAVATI DIV.	274348	186751	186861	110	87487	174	3365
4	AURANGABAD DIV.	237302	140348	140420	72	96882	192	3726
5	KONKAN DIV.	69625	57851	57909	58	11716	50	451
6	PUNE DIV.	123595	87927	87966	39	35629	62	1370
Total		1409830	1041848	1042458	610	367372	931	14130



प्रधानमंत्री आवास योजना ग्रामीण - पूर्ण घरकूले

Sr. No.	District	Sanction	09.05.2023	10.05.2023	Daily Achievement	Remaining	Aug. Completed Per Day From 20.11.22 to Today	To be Completed in Per Day till 05.06.23
1	GONDIA	96144	88738	88862	124	7282	66	280
2	YAVATMAL	65228	42494	42549	55	22679	53	872
3	NANDURBAR	118959	92526	92576	50	26383	40	1015
4	AHMEDNAGAR	60756	52102	52147	45	8609	82	331
5	PALGHAR	35188	28836	28871	35	6317	23	243
6	AMRAVATI	95266	69544	69573	29	25693	46	988
7	BHANDARA	64925	49673	49701	28	15224	33	586
8	GADCHIROLI	31615	24339	24362	23	7253	27	279
9	NASHIK	89683	76153	76174	21	13509	55	520
10	PARBHANI	19062	9074	9095	21	9967	17	383
11	SANGLI	21641	15357	15377	20	6264	11	241
12	CHANDRAPUR	42975	32269	32285	16	10690	35	411
13	AURANGABAD	36514	24647	24661	14	11853	32	456
14	JALGAON	79379	58294	58308	14	21071	49	810
15	BULDHANA	44713	26122	26133	11	18580	30	715
16	RATNAGIRI	9884	8680	8691	11	1193	15	46
17	AKOLA	48778	36725	36735	10	12043	21	463
18	NANDED	69463	41367	41377	10	28086	47	1080
19	BEED	35253	20010	20019	9	15234	22	586
20	JALNA	24023	14200	14207	7	9816	22	378
21	SINDHUDURG	5133	4338	4345	7	788	4	30
22	SOLAPUR	48462	33345	33352	7	15110	20	581
23	LATUR	20493	12171	12177	6	8316	22	320
24	SATARA	15312	11725	11731	6	3581	14	138
25	WARDHA	18607	14288	14294	6	4313	10	166
26	HINGOLI	18083	11563	11568	5	6515	15	251
27	WASHIM	20363	11866	11871	5	8492	23	327
28	KOLHAPUR	17652	13384	13388	4	4264	8	164
29	RAIGAD	9820	8737	8741	4	1079	4	42
30	DHULE	64917	50662	50664	2	14253	45	548
31	NAGPUR	37000	29927	29929	2	7071	12	272
32	PUNE	20528	14116	14118	2	6410	9	247
33	THANE	9600	7260	7261	1	2339	5	90
34	OSMANABAD	14411	7316	7316	0	7095	15	273
Total		1409830	1041848	1042458	610	367372	931	14130

राज्यपुरस्कृत आवास योजना ग्रामीण - मंजूरी

Sr. No.	Division	Target	09.05.2023	10.05.2023	Daily_Achievement	Remaining
1	NAGPUR DIV.	118430	93861	94163	302	24267
2	NASHIK DIV.	141552	111029	111174	145	30378
3	AMRAVATI DIV.	110069	94450	94543	93	15526
4	AURANGABAD DIV.	200327	167494	167545	51	32782
5	KONKAN DIV.	34744	31461	31461	0	3283
6	PUNE DIV.	65859	63028	63028	0	2831
Total		670981	561323	561914	591	109067

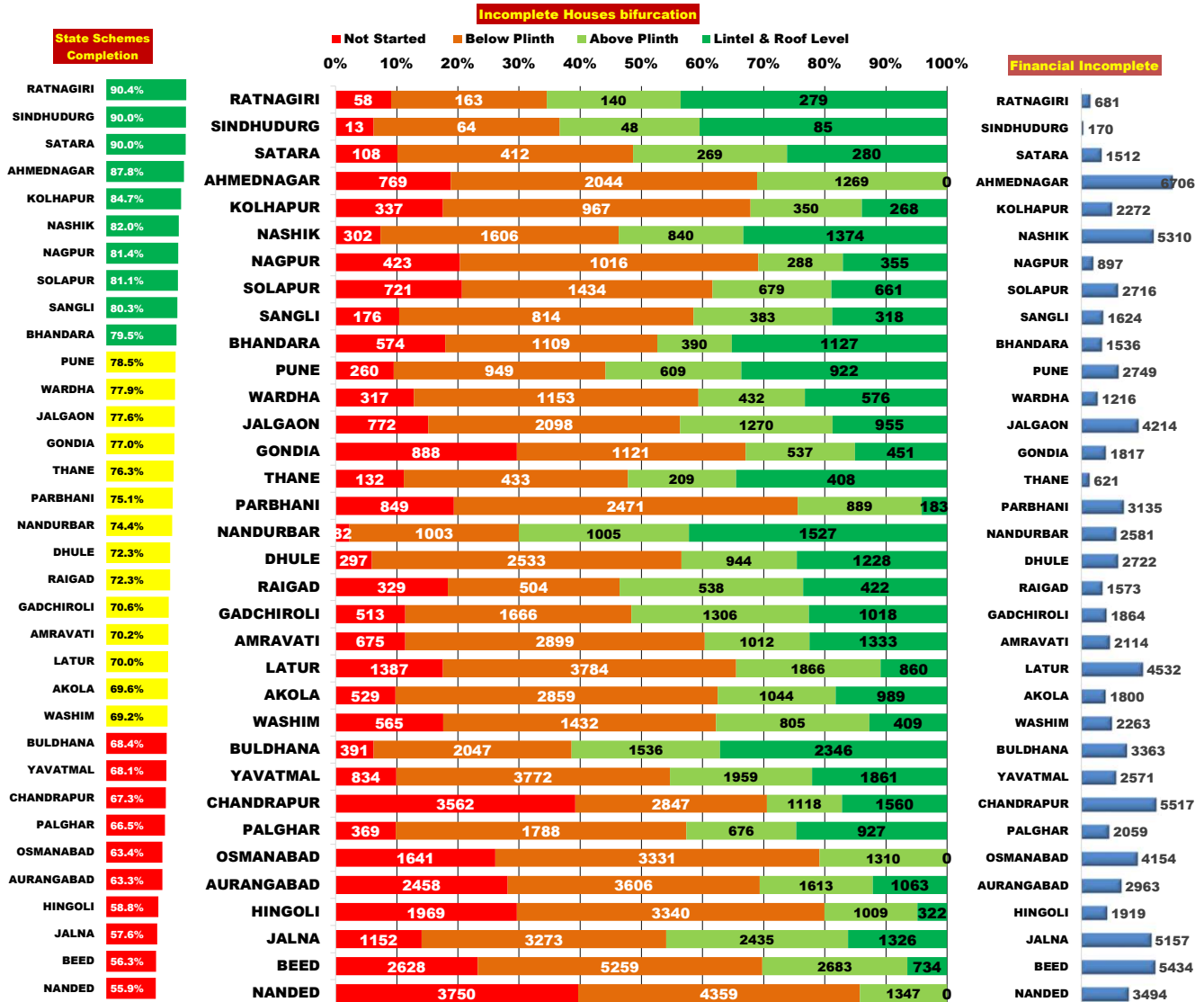
Sr. No.	District	Target	09.05.2023	10.05.2023	Daily_Achievement	Remaining
1	GONDIA	14261	12896	13050	154	1211
2	AHMEDNAGAR	35298	33220	33365	145	1933
3	CHANDRAPUR	40285	27648	27766	118	12519
4	WASHIM	11503	10352	10429	77	1074
5	JALNA	20609	19260	19287	27	1322
6	BEED	26878	25860	25884	24	994
7	BHANDARA	17612	15576	15594	18	2018
8	YAVATMAL	30045	26381	26392	11	3653
9	GADCHIROLI	16834	15298	15308	10	1526
10	AMRAVATI	23224	19873	19878	5	3346
11	NAGPUR	16291	11221	11223	2	5068
12	AKOLA	23681	17823	17823	0	5858
13	AURANGABAD	26141	23833	23833	0	2308
14	BULDHANA	21616	20021	20021	0	1595
15	DHULE	21790	18086	18086	0	3704
16	HINGOLI	27298	16132	16132	0	11166
17	JALGAON	25851	22723	22723	0	3128
18	KOLHAPUR	13090	12529	12529	0	561
19	LATUR	28004	26312	26312	0	1692
20	NANDED	26760	21396	21396	0	5364
21	NANDURBAR	26578	14138	14138	0	12440
22	NASHIK	32035	22862	22862	0	9173
23	OSMANABAD	24853	17053	17053	0	7800
24	PALGHAR	11792	11208	11208	0	584
25	PARBHANI	19784	17648	17648	0	2136
26	PUNE	14672	12773	12773	0	1899
27	RAIGAD	7418	6475	6475	0	943
28	RATNAGIRI	7129	6691	6691	0	438
29	SANGLI	8732	8604	8604	0	128
30	SATARA	10647	10647	10647	0	0
31	SINDHUDURG	2141	2108	2108	0	33
32	SOLAPUR	18718	18475	18475	0	243
33	THANE	6264	4979	4979	0	1285
34	WARDHA	13147	11222	11222	0	1925
Total		670981	561323	561914	591	109067

Remaining Sanction RANK

SATARA	0
SINDHUDURG	33
SANGLI	128
SOLAPUR	243
RATNAGIRI	438
KOLHAPUR	561
PALGHAR	584
RAIGAD	943
BEED	994
WASHIM	1074
GONDIA	1211
THANE	1285
JALNA	1322
GADCHIROLI	1526
BULDHANA	1595
LATUR	1692
PUNE	1899
WARDHA	1925
AHMEDNAGAR	1933
BHANDARA	2018
PARBHANI	2136
AURANGABAD	2308
JALGAON	3128
AMRAVATI	3346
YAVATMAL	3653
DHULE	3704
NAGPUR	5068
NANDED	5364
AKOLA	5858
OSMANABAD	7800
NASHIK	9173
HINGOLI	11166
NANDURBAR	12440
CHANDRAPUR	12519

राज्यपुरस्कृत आवास योजना ग्रामीण - पूर्ण घरकूले

Sr. No.	Division	Sanction	09.05.2023	10.05.2023	Daily_Achievement	Remaining	Avg. Completed Per Day From 20.11.22 to Today	To be Completed in Per Day till 05.06.23
1	AURANGABAD DIV.	167545	104644	104718	74	62827	85	2416
2	AMRAVATI DIV.	94543	65203	65246	43	29297	53	1127
3	NAGPUR DIV.	94163	69778	69816	38	24347	43	936
4	KONKAN DIV.	31461	23851	23876	25	7585	15	292
5	NASHIK DIV.	111174	89236	89259	23	21915	66	843
6	PUNE DIV.	63028	52106	52111	5	10917	24	420
Total		561914	404818	405026	208	156888	285	6034



राज्यपुरस्कृत आवास योजना ग्रामीण - पूर्ण घरकूले

Sr. No.	District	Sanction	09.05.2023	10.05.2023	Daily Achievement	Remaining	Avg. Completed Per Day From 20.11.22 to Today	To be Completed in Per Day till 05.06.23
1	HINGOLI	16132	9456	9492	36	6640	6	255
2	YAVATMAL	26392	17946	17966	20	8426	13	324
3	GONDIA	13050	10038	10053	15	2997	8	115
4	GADCHIROLI	15308	10793	10805	12	4503	9	173
5	AHMEDNAGAR	33365	29275	29286	11	4079	27	157
6	LATUR	26312	18404	18415	11	7897	13	304
7	AMRAVATI	19878	13949	13959	10	5919	9	228
8	AKOLA	17823	12395	12402	7	5421	9	209
9	JALNA	19287	11094	11101	7	8186	23	315
10	NANDURBAR	14138	10514	10521	7	3617	6	139
11	AURANGABAD	23833	15087	15093	6	8740	9	336
12	RAIGAD	6475	4676	4682	6	1793	3	69
13	BEED	25884	14575	14580	5	11304	13	435
14	NAGPUR	11223	9136	9141	5	2082	3	80
15	NANDED	21396	11959	11964	5	9432	8	363
16	PALGHAR	11208	7443	7448	5	3760	6	145
17	RATNAGIRI	6691	6046	6051	5	640	3	25
18	THANE	4979	3792	3797	5	1182	2	45
19	PARBHANI	17648	13252	13256	4	4392	4	169
20	SINDHUDURG	2108	1894	1898	4	210	1	8
21	BULDHANA	20021	13698	13701	3	6320	16	243
22	NASHIK	22862	18737	18740	3	4122	12	159
23	WARDHA	11222	8741	8744	3	2478	6	95
24	WASHIM	10429	7215	7218	3	3211	7	124
25	BHANDARA	15594	12392	12394	2	3200	4	123
26	KOLHAPUR	12529	10605	10607	2	1922	3	74
27	CHANDRAPUR	27766	18678	18679	1	9087	12	350
28	DHULE	18086	13083	13084	1	5002	9	192
29	JALGAON	22723	17627	17628	1	5095	11	196
30	PUNE	12773	10032	10033	1	2740	5	105
31	SANGLI	8604	6912	6913	1	1691	3	65
32	SOLAPUR	18475	14979	14980	1	3495	7	134
33	OSMANABAD	17053	10817	10817	0	6236	10	240
34	SATARA	10647	9578	9578	0	1069	5	41
Total		561914	404818	405026	208	156888	285	6034

प्रधानमंत्री आवास योजना ग्रामीण - हप्ते वितरण

Sr. No.	Division	1st Installment (Daily Achivement)	1st Installment Remaining	2nd Installment (Daily Achivement)	2nd Installment Remaining	3rd Installment (Daily Achivement)	3rd Installment Remaining
1	NAGPUR DIV.	34	10390	189	20865	286	13042
2	AURANGABAD DIV.	95	20224	218	52849	174	24288
3	NASHIK DIV.	49	10614	94	39229	112	23261
4	AMRAVATI DIV.	43	30630	91	32223	65	16211
5	PUNE DIV.	23	9768	34	16503	54	6947
6	KONKAN DIV.	13	402	36	3591	58	3460
Total		257	82028	662	165260	749	87209

PMAY-G 1st Ins Pending

SINDHUDURG	4
RAIGAD	12
THANE	94
RATNAGIRI	99
PALGHAR	193
GADCHIROLI	321
SANGLI	472
KOLHAPUR	540
SATARA	919
DHULE	994
NASHIK	1124
PARBHANI	1165
NANDURBAR	1355
GONDIA	1432
WARDHA	1589
NAGPUR	1927
JALNA	1957
HINGOLI	2012
CHANDRAPUR	2109
PUNE	2232
LATUR	2328
AURANGABAD	2771
AHMEDNAGAR	2981
BHANDARA	3012
WASHIM	3036
OSMANABAD	3162
BEED	3377
NANDED	3452
YAVATMAL	3920
AKOLA	3989
JALGAON	4160
SOLAPUR	5605
BULDHANA	8183
AMRAVATI	11502

PMAY-G 2nd Ins Pending

SINDHUDURG	225
RATNAGIRI	419
RAIGAD	528
THANE	604
SATARA	1157
WARDHA	1245
PALGHAR	1815
OSMANABAD	1849
PUNE	2358
KOLHAPUR	2608
GADCHIROLI	2699
NAGPUR	2962
HINGOLI	3174
WASHIM	3193
AHMEDNAGAR	3837
SANGLI	3947
GONDIA	4235
LATUR	4307
JALNA	4484
CHANDRAPUR	4514
AKOLA	5086
BHANDARA	5210
AURANGABAD	5838
PARBHANI	5918
BULDHANA	6000
NASHIK	6036
SOLAPUR	6433
DHULE	6862
BEED	8251
AMRAVATI	8897
YAVATMAL	9047
NANDURBAR	9966
JALGAON	12528
NANDED	19028

PMAY-G 3rd Ins Pending

SINDHUDURG	302
RAIGAD	384
RATNAGIRI	423
THANE	584
WARDHA	944
KOLHAPUR	987
SATARA	1035
PUNE	1065
NAGPUR	1395
HINGOLI	1472
SANGLI	1539
PALGHAR	1767
LATUR	1912
AKOLA	2095
GADCHIROLI	2303
SOLAPUR	2321
WASHIM	2352
BHANDARA	2437
AURANGABAD	2471
CHANDRAPUR	2683
PARBHANI	2831
JALNA	2966
OSMANABAD	2996
BULDHANA	3008
AHMEDNAGAR	3022
GONDIA	3280
AMRAVATI	3360
BEED	3613
DHULE	3842
NASHIK	4001
JALGAON	4295
YAVATMAL	5396
NANDED	6027
NANDURBAR	8101

प्रधानमंत्री आवास योजना ग्रामीण - हप्ते वितरण

Sr. No.	District	1st Installment (Daily Achievement)	1st Installment Remaining	2nd Installment (Daily Achievement)	2nd Installment Remaining	3rd Installment (Daily Achievement)	3rd Installment Remaining
1	GONDIA	20	1432	61	4235	130	3280
2	AURANGABAD	17	2771	62	5838	64	2471
3	NANDED	17	3452	63	19028	46	6027
4	CHANDRAPUR	3	2109	43	4514	65	2683
5	JALGAON	29	4160	33	12528	30	4295
6	NANDURBAR	7	1355	23	9966	60	8101
7	OSMANABAD	39	3162	9	1849	29	2996
8	BHANDARA	2	3012	33	5210	37	2437
9	PALGHAR	12	193	18	1815	35	1767
10	YAVATMAL	11	3920	13	9047	33	5396
11	SOLAPUR	23	5605	20	6433	13	2321
12	PARBHANI	0	1165	45	5918	8	2831
13	AKOLA	1	3989	35	5086	15	2095
14	GADCHIROLI	8	321	21	2699	22	2303
15	BULDHANA	1	8183	35	6000	11	3008
16	WARDHA	1	1589	20	1245	22	944
17	AMRAVATI	30	11502	7	8897	3	3360
18	NASHIK	6	1124	19	6036	12	4001
19	BEED	5	3377	24	8251	5	3613
20	SATARA	-51	919	6	1157	27	1035
21	JALNA	9	1957	10	4484	13	2966
22	AHMEDNAGAR	2	2981	15	3837	9	3022
23	NAGPUR	0	1927	11	2962	10	1395
24	THANE	0	94	6	604	12	584
25	LATUR	5	2328	5	4307	7	1912
26	RAIGAD	1	12	8	528	2	384
27	DHULE	5	994	4	6862	1	3842
28	SANGLI	0	472	3	3947	7	1539
29	RATNAGIRI	-3	99	1	419	6	423
30	KOLHAPUR	0	540	4	2608	2	987
31	PUNE	0	2232	1	2358	5	1065
32	SINDHUDURG	0	4	3	225	3	302
33	HINGOLI	3	2012	0	3174	2	1472
34	WASHIM	0	3036	1	3193	3	2352
	Total	257	82028	662	165260	749	87209

राज्यपुरस्कृत आवास योजना ग्रामीण - हप्ते वितरण

Sr. No.	Division	1st Installment (Daily Achievement)	1st Installment Remaining	2nd Installment (Daily Achievement)	2nd Installment Remaining	3rd Installment (Daily Achievement)	3rd Installment Remaining
1	AURANGABAD DIV.	335	15834	248	29423	129	13152
2	NAGPUR DIV.	305	6277	72	8912	62	4071
3	AMRAVATI DIV.	148	2994	136	13009	99	6356
4	NASHIK DIV.	66	2222	44	9284	85	5328
5	KONKAN DIV.	25	901	45	2952	30	1611
6	PUNE DIV.	4	1602	28	4576	29	2290
Total		883	29830	573	68156	434	32808

State Schemes 1st Ins Pending

SINDHUDURG	13
RATNAGIRI	58
NANDURBAR	82
SATARA	108
THANE	132
SANGLI	176
PUNE	260
DHULE	297
NASHIK	302
WARDHA	317
RAIGAD	329
KOLHAPUR	337
PALGHAR	369
BULDHANA	391
NAGPUR	423
GADCHIROLI	513
AKOLA	529
WASHIM	565
BHANDARA	574
AMRAVATI	675
SOLAPUR	721
AHMEDNAGAR	769
JALGAON	772
YAVATMAL	834
PARBHANI	849
GONDIA	888
JALNA	1152
LATUR	1387
OSMANABAD	1641
HINGOLI	1969
AURANGABAD	2458
BEED	2628
CHANDRAPUR	3562
NANDED	3750

State Schemes 2nd Ins Pending

SINDHUDURG	64
RATNAGIRI	163
SATARA	412
THANE	433
RAIGAD	504
SANGLI	814
PUNE	949
KOLHAPUR	967
NANDURBAR	1003
NAGPUR	1016
BHANDARA	1109
GONDIA	1121
WARDHA	1153
WASHIM	1432
SOLAPUR	1434
NASHIK	1606
GADCHIROLI	1666
PALGHAR	1788
AHMEDNAGAR	2044
BULDHANA	2047
JALGAON	2098
PARBHANI	2471
DHULE	2533
CHANDRAPUR	2847
AKOLA	2859
AMRAVATI	2899
JALNA	3273
OSMANABAD	3331
HINGOLI	3340
AURANGABAD	3606
YAVATMAL	3772
LATUR	3784
NANDED	4359
BEED	5259

State Schemes 3rd Ins Pending

SINDHUDURG	48
RATNAGIRI	140
THANE	209
SATARA	269
NAGPUR	288
KOLHAPUR	350
SANGLI	383
BHANDARA	390
WARDHA	432
GONDIA	537
RAIGAD	538
PUNE	609
PALGHAR	676
SOLAPUR	679
WASHIM	805
NASHIK	840
PARBHANI	889
DHULE	944
NANDURBAR	1005
HINGOLI	1009
AMRAVATI	1012
AKOLA	1044
CHANDRAPUR	1118
AHMEDNAGAR	1269
JALGAON	1270
GADCHIROLI	1306
OSMANABAD	1310
NANDED	1347
BULDHANA	1536
AURANGABAD	1613
LATUR	1866
YAVATMAL	1959
JALNA	2435
BEED	2683

राज्यपुरस्कृत आवास योजना ग्रामीण -हप्ते वितरण

Sr. No.	District	1st Installment (Daily Achievement)	1st Installment Remaining	2nd Installment (Daily Achievement)	2nd Installment Remaining	3rd Installment (Daily Achievement)	3rd Installment Remaining
1	AURANGABAD	127	2458	105	3606	49	1613
2	CHANDRAPUR	233	3562	20	2847	23	1118
3	AMRAVATI	50	675	52	2899	28	1012
4	NANDED	83	3750	25	4359	8	1347
5	HINGOLI	55	1969	44	3340	16	1009
6	LATUR	37	1387	28	3784	33	1866
7	NASHIK	49	302	15	1606	21	840
8	GADCHIROLI	41	513	18	1666	23	1306
9	RAIGAD	25	329	32	504	22	538
10	WASHIM	73	565	4	1432	0	805
11	YAVATMAL	5	834	41	3772	28	1959
12	BEED	32	2628	21	5259	15	2683
13	AKOLA	8	529	21	2859	22	1044
14	BULDHANA	12	391	18	2047	21	1536
15	AHMEDNAGAR	3	769	10	2044	37	1269
16	GONDIA	16	888	24	1121	10	537
17	NANDURBAR	0	82	5	1003	19	1005
18	OSMANABAD	0	1641	19	3331	5	1310
19	SOLAPUR	3	721	9	1434	11	679
20	DHULE	11	297	7	2533	3	944
21	SATARA	-2	108	9	412	10	269
22	JALGAON	3	772	7	2098	5	1270
23	THANE	0	132	9	433	3	209
24	NAGPUR	10	423	0	1016	1	288
25	SANGLI	1	176	6	814	4	383
26	BHANDARA	5	574	3	1109	2	390
27	WARDHA	0	317	7	1153	3	432
28	PALGHAR	0	369	3	1788	5	676
29	PUNE	0	260	4	949	4	609
30	JALNA	0	1152	4	3273	3	2435
31	PARBHANI	1	849	2	2471	0	889
32	SINDHUDURG	0	13	1	64	0	48
33	KOLHAPUR	0	337	0	967	0	350
34	RATNAGIRI	0	58	0	163	0	140
	Total	883	29830	573	68156	434	32808

प्रधानमंत्री आवास योजना ग्रामीण - Delayed Houses

■ पहिला हप्ता मिळाल्यानंतर १२ महिने उलटूनही अपूर्ण घरकुले
 ■ पहिला हप्ता मिळाल्यानंतर १८ महिने उलटूनही अपूर्ण घरकुले
 ■ पहिला हप्ता मिळाल्यानंतर १० दिवसानंतरही दुसरा हप्ता न मिळालेली घरकुले
 ■ दुसरा हप्ता मिळाल्यानंतर १० दिवसानंतरही तिसरा हप्ता न मिळालेली घरकुले
 ■ तिसरा हप्ता मिळाल्यानंतर १० दिवसानंतरही अपूर्ण घरांची संख्या

AHMEDNAGAR	2506	1785	3178	1564	52
AKOLA	4220	3517	3567	864	582
AMRAVATI	7516	5623	7301	1520	1062
AURANGABAD	2405	2250	4960	1089	428
BEED	2187	1866	6631	1602	474
BHANDARA	7034	5291	4724	762	2248
BULDHANA	2641	2159	4030	861	718
CHANDRAPUR	3042	1957	3483	709	292
DHULE	5711	4106	5870	2222	1643
GADCHIROLI	4008	2466	2254	1230	912
GONDIA	1904	1832	3217	1029	143
HINGOLI	1032	668	2607	476	101
JALGAON	7890	6651	11088	1990	698
JALNA	1371	1084	3139	766	294
KOLHAPUR	1948	738	2395	289	105
LATUR	797	728	2677	461	54
NAGPUR	3372	2344	2566	446	596
NANDED	9665	9175	14686	2010	366
NANDURBAR	11580	9995	7151	4680	5149
NASHIK	7062	3583	4762	2033	1562
OSMANABAD	1044	585	1242	439	7
PALGHAR	912	650	1339	673	504
PARBHANI	859	737	4472	567	104
PUNE	2261	1738	1959	517	465
RAIGAD	739	240	483	233	166
RATNAGIRI	181	44	336	133	60
SANGLI	3022	2319	3436	549	152
SATARA	694	383	840	217	149
SINHDURG	141	87	199	66	26
SOLAPUR	4957	4591	5016	1218	509
THANE	209	188	562	163	183
WARDHA	1170	809	944	210	244
WASHIM	1227	869	2520	423	94
YAVATMAL	6517	4377	6897	1827	1695